



This is the sensor in the door. It is just a magnet in a plastic cap.



Here you can see it from the top of the door.



It is located roughly 6 inches from the edge




You can also find the position by looking for the mating sensor in the top of the door jam



You can easily pop it out. Might need to slide your fingernail under the lip



Then just pull the plug out.



**The plug is not glued in at all,
just rests inside its hole/pocket**



- Just leave the plug out for Shabbat.
- Remember to put it back in after Shabbat.
- Make sure to take it out at least 5 minutes before Shabbat. The light over the door will stay on once the plug is removed for a few minutes, then it will go out and stay out regardless of the position of the door.
- Once you have verified that the lights are out and stay out, you can adjust the rest of the lights in the room as you want for Shabbat.